



Take it Forward.™



Welcome to Henry Ford Museum

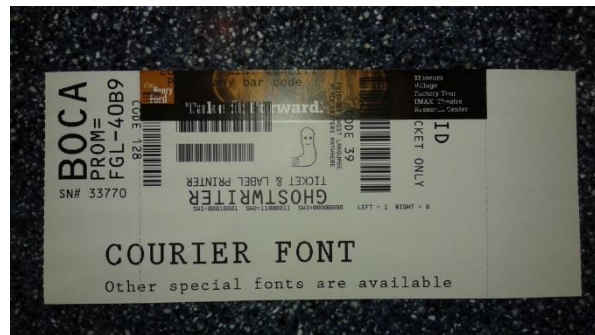


(Clocktower Entrance)

Henry Ford Museum is a very large museum. There are many interesting things to see and do. Hundreds of people visit the museum every day. During your visit you should find the exhibits that are most interesting to you, and be careful not to damage any items so that others can enjoy them too.

The Autism Alliance has put together highlights to help along the way. Please review the social and sensory narrative before visiting the museum.

When you enter the Welcome Center entrance, you will see a replica of the Wright Flyer overhead. This was the very first airplane. There are crowds of people. You may have to wait in line to buy tickets. It will only take a few moments. Visitors who have memberships will be able to bypass the line and scan in faster.




In the hallways you can make a souvenir penny. Visit the Mold-A-Rama.



The restrooms are at the front of the museum. You should visit the restroom before entering the theater or the museum exhibits to save time later.



There may be a line for the Giant Screen Experience. This is a movie theater. Like at the movies, there is a schedule that you will have to read and wait for the time if you choose to go see a movie.



The museum store is at the front of the building. There are many interesting items. The store has a lot of breakable items that are made of glass. The lights are bright so that you can admire the glasswork and music is playing.



Before you enter the museum, you will have to show the person at the counter your ticket. Get ready! They can stamp your hand in case you want to leave and visit later.




When you enter the museum, you will see a vehicle shaped like a hot dog. This is called the Weinermobile. Children enjoy resting on the squishy hot dog in front of the Weinermobile. You can wiggle with the ketchup, mustard, or relish. Make sure that only 1 person at a time is resting on the hot dog. You have to have a quick rest and then it is time to move to give someone else a turn. Pick a number. You will count to 10 for your turn. Next to the Weinermobile is the American Dog House restaurant. It is a snack bar.



Agriculture

You have now entered Agriculture. Visit all of the tractors, plows, and other farming equipment in Agriculture. There are a lot of things. Remember that there is no climbing and no running in this exhibit. There is only one tractor that you can climb up on. It is the 1975 Sperry New Holland Combine. Find the stairs for that tractor. You can steer the wheel, push the buttons, and imagine that you are the farmer. Remember only two people will fit into the tractor cab at a time, so you will have to wait your turn and hold the railing on the stairs.



Fully Furnished

Fully Furnished shows kitchens, furniture from the past, and even doll houses to look at, such as the Ross Doll House. This is a quiet area with a lot to look at. This is a no climbing zone. There are video screens that you can touch and watch videos about how the furniture was made.



You may hear a TV when leaving Fully Furnished. This is *The Henry Ford's Innovation Nation*. This is another spot to take a break. You will not be able to turn the channel. The show playing is made by the Henry Ford and will tell you about inventions through history. If you like the show, you will be able to watch it at home on channel CBS or buy the DVD in the gift shop, so you won't need to rest for too long in that spot.



Dymaxion House

Next to a gallery with special changing exhibits is the Dymaxion House. There is a video that shows how this hanging house was made during the World War II era. It was designed by the same architect that designed the Epcot dome at Walt Disney World. Wheelchairs and strollers have to be left at the top of the ramp. You can go inside and check it out. Houses like this were much smaller. If you look over the railing, you can see the house is not on the ground. No climbing or jumping on the bed are allowed. You can touch the light switches. Try it one time. You can push the buttons that rotate the shelves. Be gentle. We want the house to last for many more years.



Made in America-Power

Next is off to the steam engines. On the weekends, the Corliss Steam Engine is demonstrated and it makes a very loud sound when the steam escapes. You can also hear the swooshing sounds of the wheels starting.



If you love lights, look for the yellow signs and lightbulbs. Take a turn making electricity for lights at the Tower of Power! It takes a lot of effort and the noise gets louder the harder you turn, but you get to be in charge of turning the wheel to see how many lightbulbs you can turn on with your own energy.

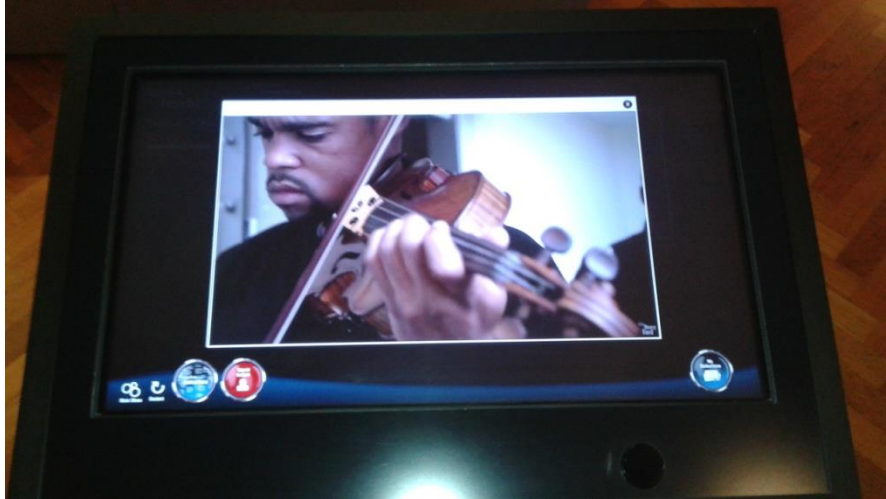
There are steps to climb if you would like to see the inside of an electric generator. It also makes your voice echo because it is shaped like a giant tube.

You can also walk around inside the Highland Park Plant Engine-Generator. There are no other climbing spots because of the high voltage electrical in this area.



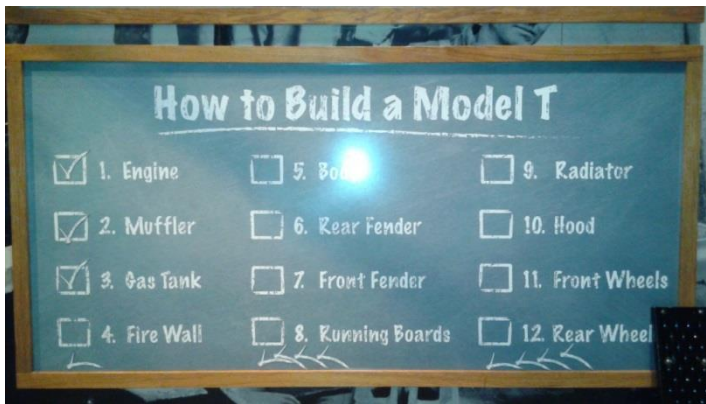
Henry Ford's Violins

You can visit Henry Ford's violins. There is a touch screen that will play short videos with quiet music. There are lots of other sounds going on as well.



Made in America-Manufacturing

“Build a Model T” lets you build a car with your family. The car is from 1917. It is not assembled and you and your family will have to help assemble the car. In order to build the car, you will be given one piece each and you will have to follow the steps on the checklist on the wall. You may see some tools but those are not for touching. You will use your hands only. There will be a helper. If you want to see the car all completed, you can come back at 3:00 p.m. to visit. That is the time that the car is done. You can take your picture with the car.



Visit “Henry’s Assembly Line” too if you love building things. Here you will work with other people, maybe your family. You will have one station that was a real job on the assembly line. You will have to work for one whole song that lasts 2 ½ minutes. You have to stay in your job until the song is done once the assembly line is in motion. If you want an easy job, you can choose a low number (like number 1 or 2) or if you want a harder job, you should choose a higher number (3,4, or7).

The presenter is the 'Boss' and he will 'hire you' to do a job if you are a good worker. After the cars are built, the workers stay on their jobs to take the pieces apart and clean. This takes just a couple of minutes. Your job is to be a good worker and see how many cars you can help to build.



You can peek in the Currier Shoe Shop from 1890. The door does not open but through the window you can see how they used to cut leather to make shoes.



Tinker. Hack. Invent. in the Museum Plaza can be noisy on Saturdays!



With Liberty and Justice for All

With Liberty and Justice for All is about American independence. This has a copy of the Declaration of Independence that you learn about at school. If you like history, you can see George Washington's camp bed and play a Constitution Quiz IQ game.



There is intense content that your parents may decide is not age appropriate for you. Some of the exhibits are about segregation, the Ku Klux Klan, war time, and women's suffrage. Images and speeches may be intense for younger children.



However if you are old enough to visit, you can see the chair in which President Abraham Lincoln was shot during 1865 while attending a play at a theater in Washington D.C.



You can sit in the same seat that Rosa Parks did on the Montgomery, Alabama, bus! You will have to climb up big steps to sit inside and listen to the audio about Rosa Parks.



Genius at Play Store

The Genius at Play store features many toy items. Parents have to pay for items in the store if you want to take them. You can only touch these items with your parents present. This store has bright lights so that you can see all of the items very well.




Heroes of the Sky

You have now entered Heroes of the Sky. You will hear the sounds of wind and plane propellers right away! You can see many different planes from throughout history. You can sit inside a plane. You will hear the hum of the propellers and get to see what it was like to sit in the small space of a historic plane.



Also in Heroes of the Sky, you will have a chance to make a paper airplane and see how far it will fly in the testing area.



You can watch videos about flights by Charles Lindbergh and Amelia Earhart. These are exciting, but there are also flashing lights and loud excited talking telling these stories if you push the button.



You can also stand on a 'wing' and watch a movie that makes it seem like you are flying. You will feel vibrating, and hear loud propeller and engine noises just like a plane. If you are scared of heights or get motion sickness, you may want to avoid this movie, even though your feet never leave the ground!



There is a K'Nex area outside of the exhibit available for children to play in. It may be crowded and noisy here with lots of children playing.



Driving America

You have now entered Driving America. You will see neon signs from Lamy's Diner. You can get old-fashioned sandwiches, Better Made chips, and milkshakes there. You may notice a McDonald's arch, but Lamy's Diner serves old-fashioned lunch.




If you love cars, you can follow along a timeline from the oldest car. There are interactive screens, photographs, and objects from collectors throughout the years.



Car fanatics will love this exhibit! Luxury vehicles, trucks, school buses, camping vehicles, and more are all there to see. Bright lights are shining from the ceiling onto some of the vehicles.



In the Drive-In Theater, there is an 8 minute film about car culture. It is a very loud film. In the Texaco Station, you can also put parts on a car. The tool drawers do open but you cannot take tools out. You can lay and slide under the car to 'fix' it.




There is another rest room 'pit stop' near the front and the line of presidential vehicles. Your parents will want to visit presidential cars such as those of John F. Kennedy and Dwight D. Eisenhower.



Railroads


Time to visit the Railroads. The Railroads can be noisy with train whistles and bells. If you take a turn, only ring the bell one time so not to hurt others' ears. There are interactive videos at the Allegheny Locomotive. There is only one train that you are allowed to climb and that is the Allegheny so only climb up the steps to that train.




There are play places for children near the Railroads. There are model trains to watch. See if you can find your face on the camera at the front of the model train!



Small children can visit the block area with couches for parents.



There will be a security guard at the staff entrance near the Railroads. This is only for staff or emergencies. Children should not go near this exit.



Michigan Café

There is a restaurant called Michigan Café down a hallway connected to the museum. This restaurant serves salads, sandwiches, pasta, lots of different entrees, and even has a Mac and Cheese bar! The menu is right outside the restaurant on the wall, so you can see exactly what they serve.



Ford Rouge Factory Tour

You can go take a tour of the factory begun by Henry Ford along the Rouge River. You can see a real truck assembly line and a set of classic cars like the 1965 Ford Mustang. There are two films about the plant's history that are each about 10 minutes long if you want to see them too.



Thank you for visiting Henry Ford Museum!

It takes a lot of time and several visits to be able to enjoy this large museum. Hopefully we have helped you find some of your favorite attractions and you have enjoyed visiting history at Henry Ford Museum!

