


The Zoo and



DETROIT ZOO



DETROIT ZOOLOGICAL SOCIETY

The logo for the Detroit Zoo, featuring a silhouette of various animals (giraffe, camel, lion, elephant, etc.) and trees, with the text "DETROIT ZOO" above and "DETROIT ZOOLOGICAL SOCIETY" below.



“The Zoo and Autism”

The “Zoo and Autism” program is a collaborative project between the Detroit Zoological Society and the Autism Alliance of Michigan.

This document provides a visual guide for the Detroit Zoo experience. Visual aids are typically beneficial for individuals with autism in that 1) many individuals with autism are minimally or non-verbal and use visuals as a primary communication method; 2) visuals communicate a level of expectation and routine for individuals with autism; and 3) they assist in acclimating or mediating unknown or potentially unpredictable or stressful situations.

This document can be adapted to accommodate various levels of autism affectedness through modifications of the visuals and/or associated verbiage.

Most of the animal habitats are covered and several animals represented from each area. Also, special attractions are highlighted!

We’re going to the Zoo!

Rules at the Zoo

	<u>Page</u>
Some Things to Know Before You Go	5

Where Animals Live at the Zoo

	<u>Page</u>
Arctic Ring of Life	9
African Grasslands	11
African Forest	14
Asian Forest	15
American Grasslands	16
Australian Outback Adventure	17
Holden Reptile Conservation Center	18
Edward Mardigian Sr. River Otter Habitat	19
National Amphibian Conservation Center	20
Penguinarium	22
Wildlife Interpretive Gallery	23



Special Attractions at the Zoo

	<u>Page</u>
Wild Adventure Zone	
4D Theater	25
Simulator Ride	26
Carousel	27
Tauber Family Railroad (Train)	27
Rackham Fountain	28
Garden	28

Other Things To Do at the Zoo


	<u>Page</u>
Face Paint	29
Playground	29
Place to Buy Zoo Stuff	30
Places to Eat	30



RULES at the Zoo!

Some things to know before you go...

1. **ALWAYS** stay with the person who brought me.
2. I will stay with the person who brought me to the Zoo. If I get lost and cannot find that person, I will look for someone with a **RED** shirt on that says ZOO VOLUNTEER on the back, and looks like this:



3. I **NEVER, NEVER, NEVER** go into a place with ANY animal without the person who brought me. I **never** climb or go into a cage, on a fence or into a fenced grassy area, a stall, or anywhere else an animal is at. I do not climb on things at the Zoo! I want to stay **SAFE!**



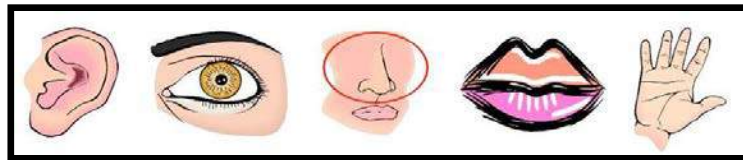
4. I **NEVER, NEVER, NEVER** go into water at the Zoo! I can LOOK at the fountain and HEAR the water splashing, but I do NOT touch the water!




5. If I need to use the bathroom, I will ask the person who brought me to help me find it, and wait for me.



6. The **smells, sounds, and sights** at the Zoo might bother me around certain animals. If smells, sounds, or sights bother me, I will be calm, and ask the person who brought me to move to another place.



7. There may be a lot of people at the Zoo, and I may have to wait in line to see animals, ride the train, or do other things. I will wait quietly: **no** pushing, **no** screaming, **no** touching.



8. I need to use the garbage holders with the word "TRASH" on them to throw away my trash!





9. NO climbing or standing way over fences, rails, or other area where there are signs, and NEVER climb near where animals are living.

10. There are drinking fountains all over the Zoo! When I get thirsty, I can get a drink . If there are people drinking, I will wait my turn. I will get my drink, and then let other people drink. **No** playing in the water!



11. There are animals that walk around the Zoo, around people. I do not need to be afraid of them. I do NOT try to pet them or hold them, or pick them up. I **NEVER** chase after them.

12. There are a lot of people and we walk a lot. If I get tired of walking around or need a **break**, I can sit at a picnic table or on a bench. They are all around the Zoo. I will ask the person who brought me if I need to take a break.





We get to go to the Zoo today!!! This is what it looks like where we go into the zoo. I am so **excited!!!!**



We have to walk through a gate. They are next to the ticket booths. The ticket booths look like little houses with green tops. I have to push a metal bar to walk through the gate.



It might be really **HOT** the day we go to the Zoo, so I may need to wear clothes I am comfortable in like shorts, shirts with short sleeves, soft shoes, socks, or a hat. I need to bring sunscreen too, because I do not want to get a sunburn! **Ouch!** I might need to have an umbrella if it is supposed to rain and a long sleeve shirt in case it is cooler outside.



Animals at the Arctic Ring of Life



*When I go see the **Arctic Ring of Life**, I will walk into a building that looks like a tunnel with water all around—I feel like I am underwater too! The animals swim around me and over my head! This is so awesome! If I get scared, I will ask to leave. I will **stay calm**.*

Facts about the Arctic: the Arctic is a place that animals live where it is very, very cold! Some animals in the Arctic have hair and swim, some live in the water, and they all love the snow!



I will see this picture near the Arctic Ring of Life area at the Zoo. It feels hard when I touch it, and it shows animals that live in the Arctic. The Arctic is a **VERY COLD** part of our world! **B-r-r-r-r-r-r-.**

I will see these kinds of Arctic animals at the Zoo...



This is a **BIG** polar bear! It is swimming over my head! I am **SAFE** because it is behind glass. It is so close though. If it bothers me, I can ask to leave the inside tunnel!

I see **seals** at the Zoo! They have really smooth skin and swim fast in the water.



This is an **Arctic Fox**! I think it looks like a dog with beautiful white fur and big yellow eyes!

ANIMALS in the AFRICAN GRASSLANDS


*The **African Grasslands** area of the Zoo has animals that live in tall grass. Some of the animals are hard to see. Some are large animals like giraffes and big cats like lions....some of the most feared animals in the world!*

Facts about the **African Grasslands**: this is an area called the “African Savannah”. This is home to animals that live in very warm weather.



The **Giraffe** has such a LONG neck! It is one of the tallest animals in the world! He might put his head over the fence. The giraffe's eyes are so BIG. I should not feed the giraffe unless the people I came with tell me it is ok. I should **NEVER** climb on the fence!!

This is an **Aardvark** and he keeps his nose on the ground a lot! He digs in the dirt and has a VERY, VERY long tongue! I see him use his tongue to catch flying insects!



African Grassland Animals



These are **European White Storks** and they have red legs and an orange bill (like its nose!) They eat things like small fish and insects.

R-O-A-R!!!! This is the “king of the beasts”...the African LION. The boy (male) lion has a big puff of hair on its tail and a big, furry bunch of hair on its neck. The girl (female) lion also has a puff of hair on its tail, but no fur around its neck. Lions can sleep 20 hours a day! WOW.....
s-l-e-e-p-y lion!!!!



Boy/Male Lions



Girl/Female Lions



African Grassland Animals



This is a **WHITE** rhino. It is almost as BIG as an elephant. The skin looks very rough and it has almost no hair. I **never** go in the space where the rhino is living. The rhino eats grass and hay. *Hay is very dry grass, and it is hard and prickly.* →



Warthogs have big bumps on their face, like horns. They do not have much hair on their bodies. Warthogs do not drink water very often—only one time a month might be enough! They eat grass.



This animal is a **Zebra**. It looks like a horse with stripes! EVERY zebra has a different pattern of stripes, making it special! Zebras eat grass and live with other zebras, called a herd.

ANIMALS in the AFRICAN FOREST

The *African Forest* area of the Zoo is where apes, birds, and other animals live.



Look at this **African Spoonbill**. It gets its name from the **spoon shaped** part of its body, called a “bill”.



Gorillas are BIG and have big muscles! Sometimes they walk on their feet and hands, and sometimes they stand up or sit down. They eat grass and leaves from trees.

Chimpanzees look like monkeys. Their fingers look like people fingers, and they have thumbs too!




This is a **drill**. They do not have hair on their face. They like to play with other drills. They have a LOT of hair on their heads.

ANIMALS in the ASIAN FOREST

The Zoo has animals from Asia, which is on the other side of our world! It is a large group of trees, called a forest. The **Asian Forest** is home to many animals.



Camels are in the Asian Forest! Some camels have one hump on their back and some have two humps. They can eat standing up or lying down!



There are **2 kinds of monkeys** I will see from the Asian Forest:

Snow Monkey (Japanese Macaque)



This monkey loves to play with the other monkeys!

Lion Tailed Macaque



This monkey has a long tail with a LOT of hair on it.

Macaque sounds like "ma-keck"!

ANIMALS in the AMERICAN GRASSLANDS

*There are many different animals in the American Grasslands part of the zoo, **big** and **small**!*

*There are **bears** at the zoo...*

This is a **BLACK** bear. He has BIG feet and round ears!



These are **GRIZZLY** bears...and they can smell things far away.



The giant **anteater** has a VERY long NOSE, and eats a lot of ants! All anteaters have black and white marks on their bodies.

The head and tail of the **Eagle** are white like snow. The rest of its body is black. Eagles live near rivers and lakes.



There are many animals to see in the American Grasslands at the zoo!

ANIMALS in the AUSTRALIAN OUTBACK ADVENTURE

The *Australian Outback Adventure* is a place made to look like Australia, a country. The zoo has a special place where I can **JUMP** like a kangaroo!



The **Red Kangaroo** has red hair. They can jump really, really high in the air, and jump very fast across the ground. They use their tail to help them jump and to help them sit. They also carry babies in a pocket on their belly called a “pouch”.



I can **jump and hop** along the special walking path just like a **Kangaroo!!!!**



This is a **Wallaby**, and looks like a grey Kangaroo! They eat grass, leaves, and fruit. Baby Wallabies and Kangaroos are called “Joeys”.



HOLDEN REPTILE CONSERVATION CENTER

*This is where I see **Reptiles**! Many of these animals crawl on their bellies or are very close to the ground. I can see them in their glass houses, but I am **safe** because they are not able to get out of their houses! I should **NEVER touch, hit** or bump the glass—it will **SCARE** the animals!*



← This is where I go into the Reptile House!



← INSIDE the Reptile House, I see this display!



These are **lizards** that live in the Reptile House.

There are different **snakes** at the Reptile House. Some are very **big** and strong, and other ones are very small. They come in many colors and sizes.



Rattlesnake



Pythons



Striped Snake

Turtles and other animals live at the zoo.... I **NEVER, NEVER** try to go in their houses with them or climb on walls to see better!!! That would **NOT** be safe!



EDWARD MARDIGIAN SR. RIVER OTTER HABITAT

Watching **otters** is so much fun!!!! They play in the water and I get to watch because I can walk right up to the glass and see them underwater. They go down slides and act like they are putting on a show for me! I should **NEVER touch, hit or bump** the glass!



I stand **BEHIND** the glass. I should **NOT TOUCH** the glass. It might **SCARE** the animals. I am so close to the **otter!!**



The **otters** like to take a break too, and rest from all of their playing!

NATIONAL AMPHIBIAN CONSERVATION CENTER



*When I go see the **Amphibians** I will see this building. It is kind of round with lots of glass. I like to look at the shape.*

Facts about Amphibians: they breathe through their skin; can regrow body parts; they eat small worms and insects; their bodies have the same temperature as the air.

I think I will really like the Amphibian House! If I do not like it after I get there, or anything bothers me, I need to stay **CALM, and **QUIETLY** ask the person who brought me to leave the building.**



I will see different kinds of Amphibians...



This is a *California Newt*. It kind of looks like a mouse with a yellow belly!



There are a lot of different kinds of frogs I will see at the Zoo. This is a *Red Eyed Tree Frog*. The eyes may bother me to look at, so I may want to look at its body or look at a different Amphibian.

There are colorful toads at the Zoo. This is a *Wyoming Toad*. I can't see his eyes very well because they look like his skin.



There are salamanders at the Zoo too. This is an *Eastern Tiger Salamander*. Salamanders look a little like a snake with little legs.

PENGUINARIUM

*This is home to Penguins! **Penguins** love the water too. I like to watch them walk. I should **NEVER** hit or **bump** the glass—it will **SCARE** the animals!*



Penguins are very colorful! These are different types of Penguins. Some are black and white only, but some have yellow fur too. Both the mom and dad penguins help feed the babies, called “chicks”.

WILDLIFE INTERPRETIVE GALLERY



This building is home to the **“Butterfly Garden”** (where butterflies are flying around), **“Free Flight Aviary”** (a place where birds fly over your head and around the building), and **“Science on a Sphere”**, (which shows information about Earth).



This is what I see when I go inside the **Free Flight Aviary** area. Birds are flying around, so if that bothers me, I might not want to go in, or have someone stay close to me.

This is a chain door I have to walk through into the **Free Flight Aviary**. It very cold and tickles my body. If walking through it bothers me, I will let the person I am with know. I will **quietly** walk through the door.



When I go to the **Butterfly Garden**....I see beautiful butterflies!



When I visit the **Butterfly Garden**, the butterflies might fly around me, and even fly onto my body. If that worries me, I might not want to go inside, and that is ok.



I can go to the **Science on a Sphere**...



This is where computers can let me to look at the Earth. I see water and it has lots of colors and moves. I like looking at it. If it bothers me, I will stay quiet and ask to leave. I **do not touch** anything unless I ask!



Special Attractions at the Zoo





Wild Adventure Zone: 4D Theater: I can go to the **theater** where they show movies about animals and other things, and FEEL like I am **PART OF** the movie sometimes! This might be a little scary, or some parts might bother me, because:

- The seats **move, shake, and do different things**. They are to help me feel like I am in the movie. I might not like them. If it bothers me too much, I can ask to leave **quietly**.
- It is **VERY LOUD**...I might want to bring **ear plugs** or **ear muffs** with me!
- The movie feels like it comes right in front of my face, like the animals and things are right in front of me and I could touch them. This is just part of the movie, it is not real.
- Most people wear **special glasses** to see the movie better. I can wear them, or I might not want to wear them.



*When I am in the THEATER, it makes me feel like I am in the movie. If I do not like it, I will ask the person I came with to leave, and I will go out of the theater **quietly**. This is what the theater and seats look like.*





Wild Adventure Zone: Simulator Ride this ride is amazing! It is where people go into a small area that closes, and moves you around while the movie is going—it makes you feel like you are doing all of the actions in the movie.

- There are 30 seats in the simulator.
- The simulator goes for 6 minutes.
- You have to be **5 years** old AND **36 inches** tall to ride in the simulator.
- The seats go **back and forth, shake, and turn**. I might not like it, and it is ok if I do not want to go on the simulator ride.
- If I go on the simulator and do not like it, I will ask to leave, and stay **CALM**.
- It is **VERY LOUD**...I might want to bring **ear plugs** or **ear muffs** with me!
- The simulator makes me feel like I am IN the movie. I have to remember it is **NOT** real if I get scared.
- This may not be a good ride for me if I get a stomach ache or my head hurts when I ride in the car (like motion sickness).



I might **LOVE** the simulator, or it might SCARE me...I can ask to **leave** If I get scared!

←
Happy!

→
Scared!





Carousel: This is the carousel ride that goes **round and round** and **up and down**. There are animals to ride on that look like the zoo animals!



I might have to wait in line to ride the carousel. I will be patient, keep my **hands to myself**, and **wait quietly**.

Train (called the Tauber Family Railroad): I can ride the train from one side of the zoo to the other!



Here comes the train!


I have to keep my hands and feet **INSIDE** the train!! The train is **bumpy** and **loud**. If it bothers me I need to tell the person I came with to the Zoo!





Rackham Fountain: this is a fountain that shoots out water. It looks like it is in the middle of a big pool! It is **NOT** a swimming pool! It is only to **LOOK** at. I will **NOT** get into the water. I want to be safe, and the rule is **NO** getting in the water!

Garden: this is a beautiful garden with trees, flowers, and animals walking around. I can **NOT** walk through the garden, only look at it. I can **NOT** throw trash on the ground.



Other Things to do at the Zoo



Face Paint: I can have my face painted here. I have to ask the person who brought me to make sure it is ok to have my face painted. I need to keep my **hands down** when the worker is painting my face. The paint might make my face **itchy**.

Playground: I can climb and play on the swings, slide, pole, and other things on the playground. I will **wait** my turn, keep my **hands to myself**, and wait **quietly** in line for my turn to play.





Place to Buy Stuff: I can get things to help me remember my visit to the Zoo. They have shirts, toys, and other things to look at. If I go in the store, I can **NOT** touch things. I will keep my hands down and **NOT** run or climb on things in the store.


Places to Eat: there are a lot of restaurants and snack places at the Zoo! I may eat inside a restaurant, and will **walk** if I am inside, **sit quietly**, and eat my food. I may eat outside at a picnic table. I will **sit quietly** while I eat, and put my trash in the garbage.



This is an ice cream store near the Carousel.



This is a restaurant where I can eat inside.



This is an outside restaurant. I can take my food to a picnic table or the area they have with seats.



I can get ice cream here too.

**GOOD-BYE UNTIL NEXT TIME...
THANK YOU FOR COMING!!!!**

